








CentraCare Laboratory Services

Urine Specimen Collection Guide

Urinalysis Preservative Tube	Urine Culture Preservative Tube	Urine Tube Non – Additive
		
<p>Minimum Volume: 7 mL Used for:</p> <ul style="list-style-type: none"> • Urinalysis • Urine Pregnancy 	<p>Minimum Volume: 3 mL Used for:</p> <ul style="list-style-type: none"> • Urine Culture <p><i>Policy states to scrub cap with alcohol swab prior to use and fill first to reduce potential for cross-contamination.</i></p>	<p>Volume: 10 mL (preferred full) Used for:</p> <ul style="list-style-type: none"> • Urine Chemistry Tests • Urine Toxicology • Urine pH • Miscellaneous
<p>Routinely collected <u>together</u> for Urinalysis with the possibility of added Urine Culture</p>		<p>*See list below for ≥10 mL volume urine samples.</p>

Midstream Collection Kit	Catheterized Urine Transfer Kit	Adapter for Foley Catheter Urine Transfer
		
<p>Use for routine midstream collections including UA/UC and Urine Pregnancy.</p> <ul style="list-style-type: none"> • Patient will leave specimen in cup. Instruct patient not to remove yellow seal or touch inside of cup. • Remove seal. Select/insert tubes into specially designed lid for withdrawal. • Discard lid in sharps. • Flush remaining urine, discard cup in trash. 	<p>Kit <i>only</i> includes tube for culture. In some scenarios, you will need to use additional tubes as indicated by descriptions above based on the test(s) ordered.</p> <ul style="list-style-type: none"> • Insert tip of straw into sterile urine drainage pan. • Select/insert appropriate tubes for withdrawal. • Discard straw in sharps. 	<ul style="list-style-type: none"> • Attach device to foley catheter. • Select/insert appropriate tubes for withdrawal. • Discard device in sharps.

Urine Cytology Collections	Additional Information	* ≥10 ml Volume Urine Testing
	<ul style="list-style-type: none"> • Urine tubes must be filled to minimum volume indicated. • Urine tubes may be transported through the pneumatic tube system. • Hand-Deliver all specimens for testing to the laboratory when using Urine/Specimen Cups only. Do not send cups through the tube system. <p style="text-align: center;">Contact the laboratory with any questions. Ext. 57266</p>	<p>10 ml Minimum (1 <u>full</u> tube)</p> <ul style="list-style-type: none"> • Protein Electrophoresis • GHB / Sedative Hypnotic Panel • Barbiturates, Alcohol, Nicotine <hr/> <ul style="list-style-type: none"> • Drug of Abuse <i>with Quantitation</i> (15 mL min., 30 mL requested) • Random Urine Porphyrins (15 mL min., 20-50 mL requested) • Random Urine Immuno-electrophoresis (25 mL) <p>Collect in multiple non-additive tubes or collect in specimen cup and hand-deliver to the laboratory.</p>